



# n261 5G Band Pass Filter, 28GHz

## Data Sheet

## BP279BW09SA

### FEATURES

- Low Insertion Loss
- Frequency Stable over Temperature
- Small Size
- Characteristic Impedance: 50Ω
- -55°C to +125°C
- Fully Shielded Component
- Moisture Sensitivity Level: MSL2A
- Solderable Surface Mount Package
- CTE Matched to standard PCB material
- Customizable to other frequencies and bandwidths

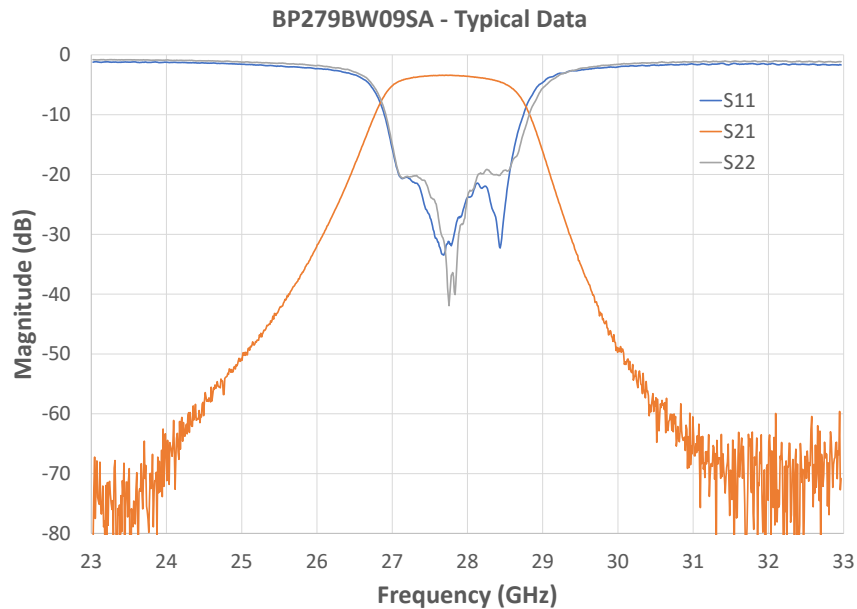
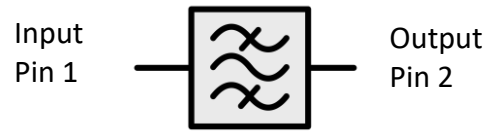
### APPLICATIONS

- 5G Radio
- Radar
- Millimeter wave applications
- Cellular
- Mobile applications
- General purpose wireless
- Internet of Things
- B2B

### GENERAL DESCRIPTION

The 5G Band Pass Filter is a high performance, low cost, surface mount component. The filter typically has a 3.5 dB insertion loss over an 850 MHz bandwidth. Filter was specifically designed for a n261 5G operating band application. This small size filter has minimal variation in performance and is also highly repeatable from filter to filter. The filter is a RoHS-compliant industry-standard device.

### FUNCTIONAL BLOCK DIAGRAM



Parameter	Frequency Range (GHz)	Min	Typ.	Max
Insertion Loss (dB)	27.5 -28.35		3.5	4.5
VSWR			1.5	2.0
Low Side Rejection (dB)	DC- 25.5	-40	-50	
High Side Rejection (dB)	30- 40	-40	-50	
Input Power(dBm)				+40
Size (L x W x H)	0.47 x 0.118 x 0.031 in 11.94 x 3.00 x 0.80 mm			

#### Top View



#### Isometric View



#### Rev. A

Information furnished by ED2 is believed to be accurate and reliable. However, no responsibility is assumed by ED2 for its use, nor for any infringements of patents or other rights of third parties that may result from its use. Specification subject to change without notice. No license is granted by implications or otherwise under any patent or patent rights of ED2. Trademarks and registered trademarks are the property of their respective owners

#### Document Feedback

7636 N. Oracle Road, Tucson, Arizona 85704, U.S.A  
Tel: 1-520-341-8310 ©2020 ED2, All Rights reserved  
Technical Support [www.ed2corp.com](http://www.ed2corp.com)

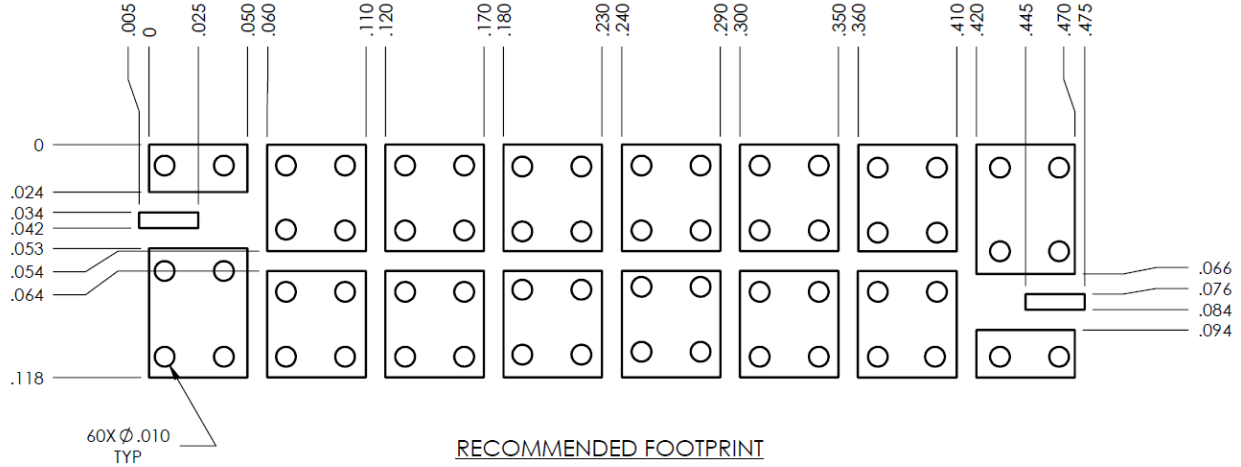


# n261 5G Band Pass Filter, 28GHz

Data Sheet

**BP279BW09SA**

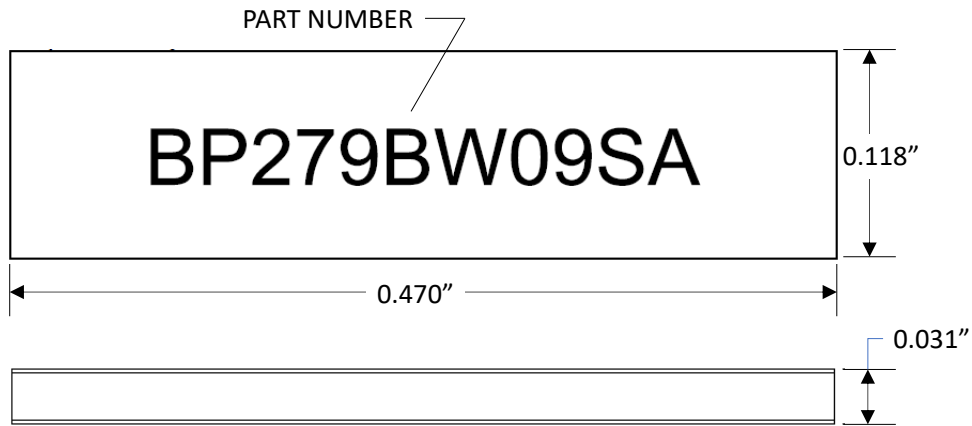
## RECOMMENDED BOARD FOOTPRINT



### RECOMMENDED FOOTPRINT

- BOARD MATERIAL DIELECTRIC = 3.0
- GROUND PLANE IS .0075" BELOW FOOTPRINT
- ALL .010" VIAS PLATED TO GROUND PLANE

## COMPONENT OUTLINE



## PART NUMBER DESCRIPTION

